

*School District of the*  
**Menomonie Area**



**2016-2017**

**Annual Report**





# Superintendent's Message



August 22, 2016

Dear Citizens, Friends, and Neighbors:

The 2015-2016 school year in the School District of the Menomonie Area included many accomplishments and much achievement by our students and staff. Continued growth in each area of the school district's vision and strategic plan has led to success that will have positive impacts now and into the future.

As we begin the 2016-2017 school year, the school district continues to focus on the vision and core values of our organization as we work to achieve our mission of preparing ALL students to become lifelong learners, caring individuals, and responsible citizens. In the SDMA, we continue to engage our community partners as we work toward goals prioritized in our strategic plan, while being mindful of the finances of our organization. This year, the use of a new English language arts curriculum in our elementary schools, coupled with ongoing training and professional development for our staff, is expected to build upon the rigorous and relevant academic experiences provided in our schools. Across the school district, educators will continue to focus on differentiated instruction, student engagement, and innovative practices in an effort to help boost academic performance and close achievement gaps as we work to align the district's limited resources with the needs of our children and the expectations of our community.

From a business standpoint, the school district continues to maintain excellent fiscal responsibility through responsible decision-making and aggressive planning for the future. Despite a state budget that continues to freeze revenue limits and fall well short of providing school districts the resources needed to keep up with inflation, our school district has worked to balance the budget while prioritizing services directly impacting the classroom. Under the school board's direction, the district recently completed a 30-year capital improvement plan for keeping our newly renovated school district facilities and systems functioning in good repair without the need of a future referendum. The school district's self-insured medical insurance fund that had a balance well below recommended levels has now been restored.

While our school district continues to have success employing a terrific staff that is extremely competent, caring, and committed to the success of our children, the pool of quality educator candidates continues to decline. There are fewer applicants for vacant positions, and substitute employees are becoming more difficult to find. In response to this concern and in preparation for what is expected in the future, the school district continues to investigate better ways to recruit and retain staff members.

The 2016-2017 tax levy for school district operations, debt service, and community service is projected to be \$16,512,790, a decrease of 2.24% compared to a tax levy of \$16,891,856 for 2015-2016. State revenues are projected to account for 56% of the total budget in 2016-2017, which is a slight increase over the previous year. The projected tax rate for 2016-2017 is \$9.86 per \$1,000 of equalized value, which is a decrease of \$0.23 from the actual mill rate of \$10.09 a year ago. At this time we are projecting no increase in property values, but if reported values are higher, the mill rate will decrease. Actual tax rates will vary per property owner depending upon where one lives and the full or partial values of assessment. *(continued)*

While successfully managing operations and improving the fiscal health of our school district continues to be important, our greatest priority is the success of our children. Our school district continues to enjoy many great examples of success in the classroom, in athletics, and in many co-curricular activities. Much of this success can be directly attributed to our wonderful staff and the partnerships that our school district enjoys with parents, families, local businesses, UW-Stout, and our community. Graduates continue to leave MHS well prepared for opportunities in the workforce, military, or other institutions of higher education, and many of our school district alumni return to call the Menomonie Area their home. It truly is a wonderful time to be a Menomonie Mustang!

Joseph E. Zydowsky, PhD  
District Administrator



# What's Inside

Letter from the District Administrator.....	i
Contents.....	ii
Annual Meeting Information.....	iii
Our Mission/Our Core Values/Our Vision.....	1
School Board & Administrative Staff.....	2
Agenda.....	3
2015 Annual Meeting Minutes.....	4-5
Where the Money Comes From/Where the Money Goes.....	7
Explanation of Funds.....	8
2015-2016 Budget Expenditures by Object – All Funds.....	9
September Property Values.....	9
Levy Comparisons.....	10
Equalized Evaluations & Tax Levy History.....	10
Financial Summary Five-Year History.....	10
Student Enrollment History.....	11
Student Enrollment Projections.....	11
Fund Balance History.....	12
Fund 80 – Community Programs & Services.....	13
Long-term Debt.....	14
Key Dates for Fiscal Year 2016-2017.....	14
Budget Adoption 2016-2017.....	15-19
Employee Benefit Trust.....	20
Acknowledgement of Contributors.....	21



## Welcome to the Annual Meeting

Welcome to the Annual Meeting of the School District of the Menomonie Area. The annual meeting plays a special role in the governance of the school district. Electors in the district have special powers reserved to them as a body at the Annual Meeting. State statutes set forth the basic requirements for holding the Annual Meeting and outline the powers of the electors at the Annual Meeting. (Wisconsin Statutes 120.08, 120.09, 120.10, 120.11)

The Annual Meeting provides district residents with an opportunity to focus their attention and comments on the operation of the school district.

Electors should also note that the Board of Education, at each regularly scheduled meeting, has a place on the agenda for community communications. One need not wait, however, until the Annual Meeting or a regular meeting to discuss matters with the Board of Education. Individual board members are always available for discussions.

Even though specific powers are granted to the Annual Meeting, the powers of the Annual Meeting for action are also limited. The school board is charged by the statute with the care, control, and management of the property and affairs of the school district. The electors, for example, do not have the power at the budget hearing to amend the budget as proposed, nor to approve or disapprove such budget. That responsibility remains with the school board.

The Board of Education and school administration have outlined the necessary action at the Annual Meeting required by statute. Other matters may come up for action under new business and votes may be taken; however, the action is advisory only upon the Board of Education. As elected members from the electorate, the board hears points of view prior to implementing or changing school policy; however, they have the final responsibility to operate and manage the schools.

## Our Mission...

Preparing ALL students to become lifelong learners, caring individuals, and responsible citizens.

## Our Core Values

We value **Integrity**; therefore, we will...

- Be honest
- Be courageous
- Be responsible
- Be accountable

We value **Respect**; therefore, we will...

- Honors others and self
- Protect
- Listen
- Appreciate

We value **Community**; therefore, we will...

- Care
- Serve
- Unite
- Be loyal
- Celebrate

*MHS Science Olympiad medalists were the state champs and placed 22nd at nationals.*

We value **Excellence**; therefore, we will...

- Nurture growth
- Be our best
- Expect the best

We value **Trust**; therefore, we will

- Share
- Be reliable
- Be consistent
- Follow through



## Our Vision

What We Intend to Create (adopted 2010 – Board of Education Goal-setting Process)

- Strong partnerships with students, families, and the community in order to increase trust and shared responsibility.
- The alignment of district fiscal resources with established priorities
- A high quality, well-rounded educational experience to all students that is rigorous, culturally relevant, healthful, and engaging.
- ALL students performing at or above grade level in all academic areas.
- Graduates prepared for college, career, and life in the 21st century.
- Systems that will provide a diverse staff of competent, dedicated, and caring professionals.

# Members of the Board of Education

## Term Expires 2017

**Jeff Jaeger**, Treasurer  
105 15th Street  
Menomonie, WI 54751  
715-505-5254 (cell)  
jeff\_jaeger@msd.k12.wi.us

## **Amy Riddle-Swanson**

1331 Mathews  
Menomonie, WI 54751  
715-309-8939 (cell)  
amy\_riddle-swanson@msd.k12.wi.us

## **Tammy Schneider**, Clerk

E4990 429th Avenue  
Menomonie, WI 54751  
715-308-1402 (cell)  
tammy\_schneider@msd.k12.wi.us

## Term Expires 2018

**Urs Haltinner**  
E7078 720th Avenue  
Menomonie, WI 54751  
715-505-8148 (cell)  
urs\_haltinner@msd.k12.wi.us

## **James Swanson**

1331 Mathews Street  
Menomonie, WI 54751  
715-505-0102 (cell)  
jim\_swanson@msd.k12.wi.us

## **Penny Burstad**

E6545 836th Avenue  
Colfax, WI 54730  
715-556-8566 (cell)  
penny\_burstad@msd.k12.wi.us

## Term Expires 2019

**Jay Fahl**, President  
340 Elm Avenue W  
Menomonie, WI 54751  
715-308-9115 (cell)  
jay\_fahl@msd.k12.wi.us

## **David Styer**, Vice President

E2850 State Rd  
Menomonie, WI 54751  
715-505-8161 (cell)  
david\_styer@msd.k12.wi.us

## **John Sobota**

1245 River Heights Rd  
Menomonie, WI  
715-505-8888 (cell)  
john\_sobota@msd.k12.wi.us

# Administrative Staff - 715-232-1642

## **District Administration**

District Administrator/HR Director  
Director of Business Services  
Director of Instruction  
Director of Student Services  
Director of Technology Services  
Director of Food Service  
Director of Buildings and Grounds  
Director of Community Education

Joe Zydowsky  
Leah Theder  
Brian Seguin  
Tonia Kowieski  
Katie Krueger  
Michelle Kloser  
Mike Meyers  
Kale Proksch

## **Extension**

11111  
11154  
10125  
10130  
10124  
41851  
11063  
42993

## **School Administration**

Menomonie High School

David Muñoz, Principal  
Bart Boettcher, Assoc. Principal/  
Activities Director

41005  
41004

Menomonie Middle School

Samantha Hoyt, Asst. Principal  
Stacey Everson, Principal  
Mark Anderson, Asst. Principal

41003  
30104  
30102

Downsville Elementary

Mary Henry, Principal

80005

Knapp Elementary

Kristin Humphrey, Principal

20112

Oaklawn Elementary

Lori Smith, Principal

50201

River Heights Elementary

Peg Kolden, Principal

61022

Wakanda Elementary

Susan Mommsen, Principal

70102

# Agenda – August 22, 2016

BUDGET HEARING AND ANNUAL SCHOOL DISTRICT MEETING  
SCHOOL DISTRICT OF THE MENOMONIE AREA  
MENOMONIE HIGH SCHOOL LECTURE HALL  
1715 5<sup>TH</sup> STREET W, MENOMONIE, WISCONSIN  
AUGUST 22, 2016  
6:00 P.M. – BUDGET HEARING  
6:30 P.M. – ANNUAL MEETING

## AGENDA

### Budget Hearing

- A. **Presiding, Jay Fahl, President of the Board of Education**
- B. **Presentation of 2016-17 Budget**
- C. **Discussion and Questions Concerning 2016-2017 Budget**  
*District Administrator Joe Zydowsky and Director of Business Services Leah Theder will present information on the 2016-17 budget. The Board of Education will then hear from district electors on the proposed budget and levy. District electors are reminded that they do not approve the budget; however, during the annual meeting they do vote on the required local tax levy needed to implement the budget.*

### Annual Meeting

- A. **Call to Order, Jay Fahl**
- B. **Appointment of Parliamentarian and Tellers**
- C. **Election of Chairperson of Meeting**
- D. **Recognition of Current and Former Board Members**
- E. **Presentation of Minutes of Annual Meeting of August 24, 2015**  
*A copy of the minutes of this meeting as approved by the school district clerk is a part of the annual meeting booklet. It is not necessary for the electors to vote on approval of these minutes.*
- F. **Adoption of Tax Levy for General, Debt Service, and Community Service Funds**  
*Proposed motion: That there be levied upon the taxable property of the School District of the Menomonie Area the sum of \$16,512,790.00 for the operation of district schools and for discharge of long-term debt obligations for the 2016-2017 school year.*
- G. **Authorize the Sale and/or Disposal of School Property, if Determined Appropriate by the Board of Education**  
*Proposed Motion: That the district conduct the sale and disposal of school property as determined appropriate by the Board of Education.*
- H. **Authorize Annual Compensation and Travel Expenses for Board of Education Members Per Board Policy 164, School Board Member Compensation and Expenses**  
*Proposed motion: That members of the Board of Education be compensated as established by board policy for salary and actual and necessary travel expenses incurred in performance of duties.*
- I. **Other Discussion**  
*Electors attending the meeting may request information or be heard on any topic relative to current policies and procedures of the school district.*
- J. **Adjournment of Annual Meeting**

*This agenda was posted at Menomonie Public Library, District Elementary Schools, Middle School and High School, School District Administrative Service Center, and School District Website: [www.sdmaonline.com/](http://www.sdmaonline.com/)*



# Minutes – August 24, 2015

**MINUTES OF THE ANNUAL MEETING  
OF THE BOARD OF EDUCATION OF THE  
SCHOOL DISTRICT OF THE MENOMONIE AREA  
MENOMONIE, WISCONSIN  
AUGUST 24, 2015**

The budget hearing and annual meeting of the School District of the Menomonie Area were held in the Lecture Hall at Menomonie High School, 1715 5<sup>th</sup> Street West, in Menomonie, Wisconsin, on Monday, August 24, 2015.

Board members Jessica Bryan, Jay Fahl, Urs Haltinner, Jeff Jaeger, Amy Riddle-Swanson, Tammy Schneider, Chris Smith, David Styer, and Jim Swanson were in attendance. Electors and others present and registering their attendance were Joe Zydowsky, Marleen Clark, Tonia Kowieski, Kelly Hoyland, Brian Seguin, David Muñoz, Susan Mommsen, Stacey Everson, Mark Anderson, Peg Kolden, Lori Smith, Mary Henry, Kristin Humphrey, Margaret Breisch, Jane Hoyt, Jodi Preston, David Leach, Jerry King, and Heidi King. Recording secretary Patty Woodford and media representatives Brock Fritz for Dunn County News and Pam Powers for the Eau Claire Leader-Telegram were also present.

School board president Jay Fahl convened the budget hearing at 6:00 p.m. He welcomed everyone to the meeting and introduced District Administrator Joe Zydowsky. Mr. Zydowsky recognized each board member and commended them on the work done in the past year. Highlights for the 2014-15 school year included Mr. Zydowsky's transition into the district administrator position, reopening Downsville and River Heights elementary school following extensive renovations, continuing the work of "The Great Conversation" and the work of the 2012-2017 Strategic Plan, expanding communications and use of social media and promotional videos, adopting a vision for financial security for the school district, making changes to health insurance, reducing the district's OPEB liability, and developing the 2015-2016 budget. Successes in student achievement included all schools meeting or exceeding expectations on the DPI Accountability Report Card, Menomonie Middle School being named a School of Distinction in reading and math by the Wisconsin Response to Intervention Center, River Heights Elementary being named a 2014-2015 School of Recognition by the Wisconsin Department of Public Education, and a 99% graduation rate at Menomonie High School.

Mr. Zydowsky shared a promotional video that highlighted the strong collaboration that exists between the School District of the Menomonie Area and the University of Wisconsin-Stout, as well as the community as a whole.

The district's current demographics are as follows: a student population of 3,342 students, 238 teachers (4K-12), 46 paraeducators, 102 support staff personnel, 1 district administrator, 6 directors, 7 principals, 1 associate principal/activities director, and 2 assistant principals. Facilities include Menomonie High School, Menomonie Middle School, Downsville Elementary School, Knapp Elementary School, Oaklawn Elementary School, River Heights Elementary School, Wakanda Elementary School, the Administrative Service Center, and the Bjornson Education-Recreation Center.

Mr. Zydowsky recognized the SDMA staff as one of the district's greatest assets and shared a brief Back-to-School trailer video that opened the professional development activities held earlier in the day at Menomonie Middle School. He reported that staff is well-prepared to welcome students back to school on September 1.

Major initiatives for 2015-2016 include continuing "The Great Conversation" with school and community groups, finishing the renovation of the high school, implementing the new A.L.I.C.E. security protocols, increasing student engagement through the Teach Like a Pirate model, implementing a new K-5 math curriculum, transitioning to a new school district website, implementing many new changes in state law, and implementing and strengthening many building-level initiatives.

Referendum-approved and other capital improvement completed in 2014-2015 included the following: most of the renovation of Menomonie High School, replacement of chillers, boilers, and pumps at Oaklawn and Wakanda elementary schools, replacement of all cabinetry in the Oaklawn IMC, seal-coating and line painting completed at the high school, installation of a high-speed fiber connection at Knapp Elementary, installation of donated playground equipment at Wakanda Elementary, and completion of upgrades to the DDC system at Oaklawn, Wakanda, Knapp, and the middle school.

Marleen Clark, Director of Business Services, reported that the total budget, which is expected to be \$52.6 million, includes several major funding categories and hundreds of "line items." Property values for the district over past recent years have decreased. The estimated 2015-2016 amount is stable. The levy analysis shows a .35% increase of \$59,179. The estimated mill rate is \$10.68, an increase of \$0.04 from 2014-2015. A long-term capital improvement trust fund (Fund 46) was established by the board in April 2015. The fund is specifically for capital improvements and will be available in five years.

Budget adjustments for 2015-2016 include the following additions: salary increases of 1.62%, health insurance increase of 3%, increased intervention services, and the transfer to Fund 46. Reductions in the 2015-2016 budget include restructuring IMC staffing, eliminating one administrator, reducing the calendar by two days, and a reduction of 1.33 teaching positions.

Mrs. Clark reported a .06% decrease in both revenues and expenses from 2014-2015. Operating expenses for 2015-2016 break down as follows: 79%-salaries and benefits (includes transfers for special education); 10%-purchased services/communication; 5%-transportation; 1%-equipment; 2%-supplies, books, software; and 3%-miscellaneous expenses. A look at operating revenues for 2015-2016 shows that 55% is from state equalization aid, 39% from local property taxes, 3% from federal grants, 1% from other state aids and grants, and 2% from miscellaneous revenues.

Liability for other post-employment benefits (OPEB) was at \$28.9 million on July 1, 2009, with a trust fund of \$351,507. The OPEB liability was at \$20.3 million on July 1, 2013, a reduction of 30% due to a phase-out of benefits effective July 1, 2012, and capped participation. It is anticipated that the additional changes to OPEB benefit language during the 2014-2015 school year will result in a decreased liability when the next actuarial study is completed. The trust fund balance is \$1,491,671.

The budget hearing concluded at 6:39 p.m. President Fahl called the annual meeting to order at 6:42 p.m.

Tammy Schneider nominated Jay Fahl to chair the annual meeting and Chris Smith seconded the nomination. There were no further nominations and Fahl was named chair of the meeting by a unanimous voice vote.

Chairman Fahl appointed Chris Smith as parliamentarian and Marleen Clark and Margaret Breisch as tellers. Though they were unable to attend, former board members Tanya Husby, Alan Block, and Colleen Davis were recognized for their years of service as school board members. Mr. Fahl also thanked current board members for their dedication and many hours of hard work.

The minutes of the annual meeting of August 25, 2014, were presented and placed on file.

Tammy Schneider made a motion, seconded by Jeff Jaeger, that there shall be levied upon the taxable property of the School District of the Menomonie Area the sum of \$16,988,922 for the operation of district schools and for discharge of long-term debt obligations for the 2015-16 school year. The motion passed by a unanimous voice vote.

Jessica Bryan made a motion, seconded by Jim Swanson, to authorize the sale and/or disposal of school property, if determined appropriate by the Board of Education. The motion passed by a unanimous voice vote.

Jeff Jaeger made a motion, seconded by Jessica Bryan, that members of the Board of Education be compensated as established by board policy for salary and actual and necessary travel expenses incurred in performance of duties. The motion passed by a unanimous voice vote.

In other discussion, Jane Hoyt asked whether all teachers in the district hold teaching degrees. Mr. Zydowsky confirmed that they do and that it is the intention of the district to continue the requirement of a teaching degree. Margaret Breisch recommended that the board have a discussion about how much the community education program should be funded by taxpayers versus end-user fees. Amy Riddle-Swanson also asked that the board continue to look at the research that has been done regarding a later start time for high school students. Margaret Breisch asked whether home-schooled students will be able to participate in sports, and, if so, whether that would have an impact on the district. Mr. Zydowsky responded that, according to the new ruling, home-school students will be able to participate in sports, but it is not anticipated that it will impact what the district can offer.

Jeff Jaeger made a motion, seconded by Jessica Bryan, that the meeting be adjourned. The motion carried by voice vote, and the meeting was adjourned at 7:20 p.m.

Approved: September 14, 2015

pgw

/s/Tammy Schneider

Tammy Schneider, Clerk

pgw



Outdoor Science learning & fun for Summer School students!

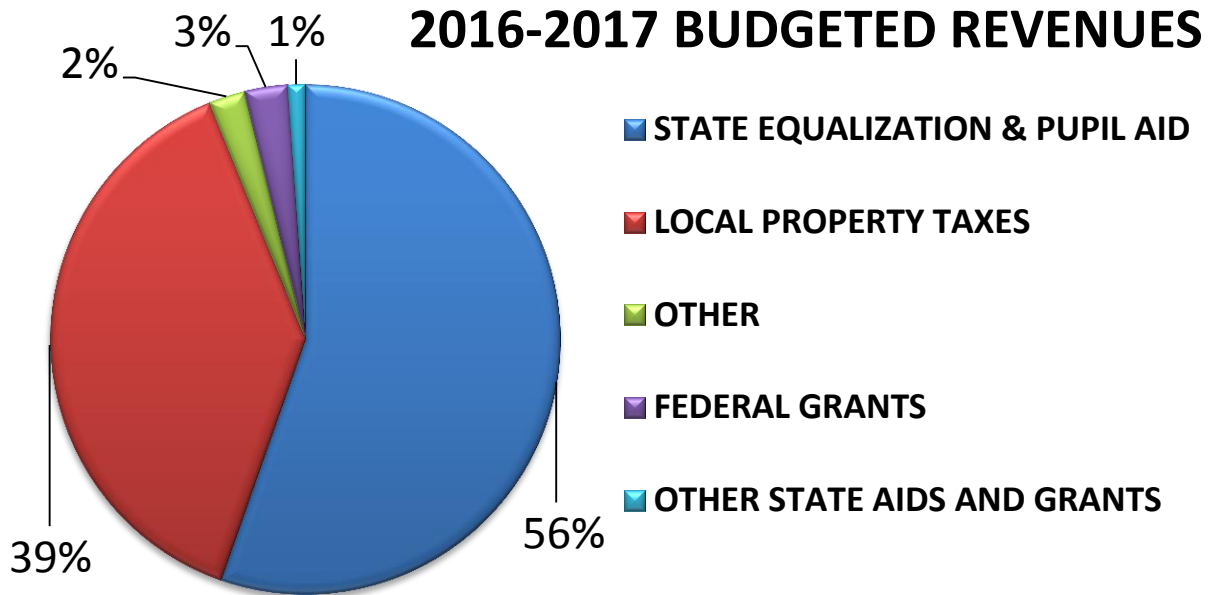


Winter fun for students at Downsville & Knapp!

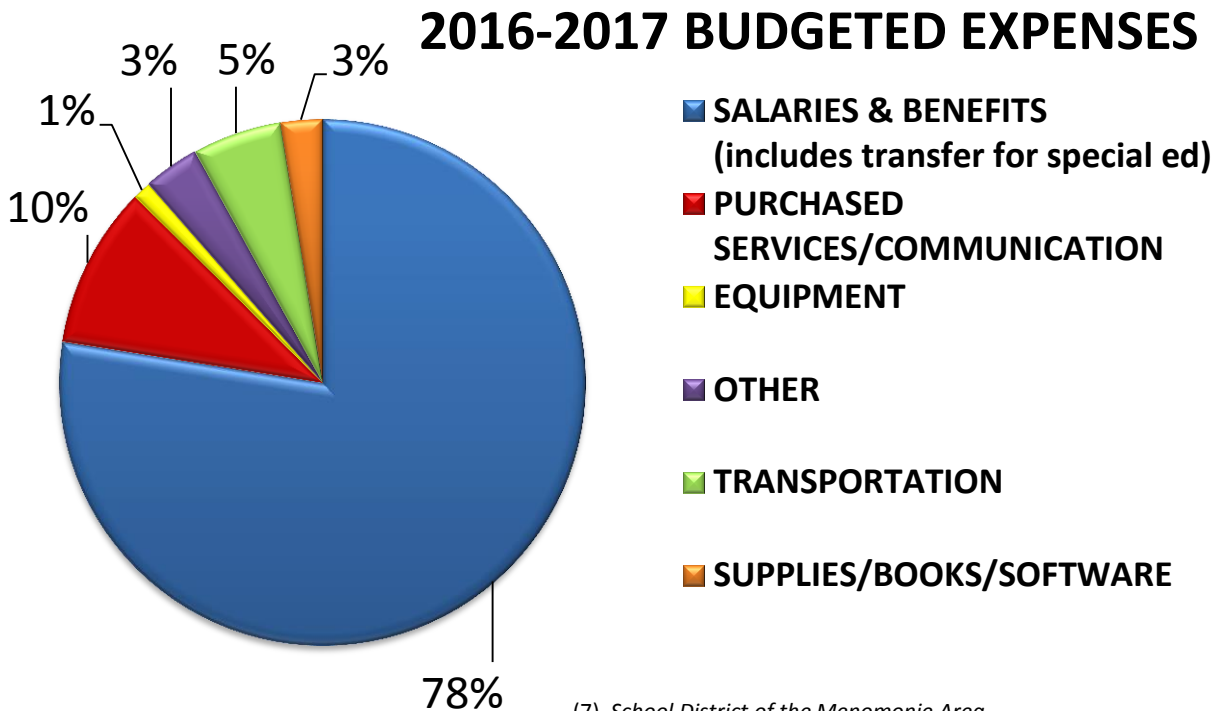


# Budget Charts

## Where the Money Comes From (Fund 10 2016-2017)



## Where the Money Goes (Fund 10 2016-2017)



# Explanation of Funds

## GENERAL FUND (FUND 10)

The General Fund is used to account for all financial transactions relating to the district's current operations. The General Fund is the fund into which most tax and aid receipts are received and from which most of the operating expenses are paid.

## SPECIAL PROJECT FUNDS (FUNDS 21, 27)

Fund 21 is used to account for gifts and donations from private parties.

Fund 27 is used to account for special education and related services funded wholly or in part with state or federal special education aid.

## DEBT SERVICE FUND (FUNDS 38, 39)

These funds are used for recording transactions related to repayment of promissory notes, bonds, and state trust fund loans.

## CAPITAL PROJECTS FUND (FUND 40)

These funds are used to report capital project fund activities, including referenda activity.

## FOOD SERVICE FUND (FUND 50)

All revenues and expenditures related to pupil food service activities are recorded in this fund.

## COMMUNITY SERVICE FUND (FUND 80)

This fund is used to account for activities such as community recreation programs and athletic programs and services outside regular curricular and extracurricular programs which have the primary function of serving the community. Access to these programs is not limited to pupils enrolled in the district's educational programs.

## PACKAGE AND COOPERATIVE PROGRAM FUND (FUND 99)

This fund is used for cooperative instruction funds (does not include CESA packaged services by a host district).



Menomonie DECA Team in Nashville

# Budget Expenditures by Object - All Funds

<u>OBJECT</u>	audited	unaudited	<u>BUDGET 16-17</u>
	<u>ACTUAL 14-15</u>	<u>ACTUAL 15-16</u>	
SALARIES	\$19,009,853.22	\$18,816,034.38	\$19,874,863.00
BENEFITS	\$9,465,954.83	\$9,676,399.98	\$10,195,022.00
PERSONAL SERVICES	\$893,978.07	\$758,085.21	\$489,715.00
PROPERTY SERVICES	\$12,924,770.79	\$4,203,857.92	\$839,592.00
UTILITIES	\$717,488.21	\$660,708.53	\$659,873.00
TRAVEL/TRANSPORTATION	\$2,088,047.28	\$1,964,148.26	\$2,310,708.00
COMMUNICATIONS/DATA	\$331,715.37	\$397,319.76	\$382,354.00
INTERGOV'T PAYMENTS	\$1,640,585.45	\$1,649,599.05	\$1,745,199.00
SUPPLIES/PAPER	\$1,623,425.06	\$1,752,609.25	\$1,996,870.00
APPAREL	\$7,690.63	\$4,214.86	\$26,724.00
MEDIA/LIBRARY BOOKS	\$216,396.10	\$177,971.10	\$252,390.00
TEXTBOOKS	\$67,221.05	\$185,017.27	\$83,945.00
BUILDINGS	\$8,796,234.77	\$197,758.49	\$5,500.00
EQUIPMENT/RENTALS	\$429,920.51	\$291,924.11	\$373,378.00
DEBT PAYMENTS	\$14,046,869.32	\$3,965,746.13	\$3,699,170.00
DISTRICT INSURANCES	\$293,139.71	\$362,426.34	\$373,063.00
INTERFUND TRANSFERS	\$3,335,104.77	\$3,573,989.54	\$3,948,286.00
DUES/FEES	\$101,026.70	\$89,297.32	\$104,456.00
TRUST FUND EXPENSES	\$1,326,755.24	\$2,113,146.02	\$1,756,463.00
<b>TOTAL</b>	<b>\$77,316,177.08</b>	<b>\$50,840,253.52</b>	<b>\$49,117,571.00</b>

## September Property Values

(rounded to the nearest thousand)



	<u>SEPT 2015</u>	<u>PERCENT</u>
CITY OF MENOMONIE	\$923,827,300	55.18%
TOWN OF DUNN	\$77,965,721	4.66%
TOWN OF EAU GALLE	\$3,060,337	0.18%
TOWN OF ELK MOUND	\$807,956	0.05%
TOWN OF LUCAS	\$52,005,693	3.11%
TOWN OF MENOMONIE	\$218,998,600	13.08%
TOWN OF RED CEDAR	\$163,217,308	9.75%
TOWN OF SHERMAN	\$29,447,759	1.76%
TOWN OF SPRING BROOK	\$28,098,109	1.65%
TOWN OF STANTON	\$6,426,334	0.38%
TOWN OF TAITER	\$130,748,618	7.81%
TOWN OF WESTON	\$19,949,617	1.19%
VILLAGE OF KNAPP	\$18,181,580	1.09%
TOWN OF CADY	\$1,228,387	0.07%
TOWN OF SPRINGFIELD	\$300,191	0.02%
<b>TOTALS</b>	<b>\$1,674,263,510</b>	<b>100.00%</b>

# Levy Comparisons & History

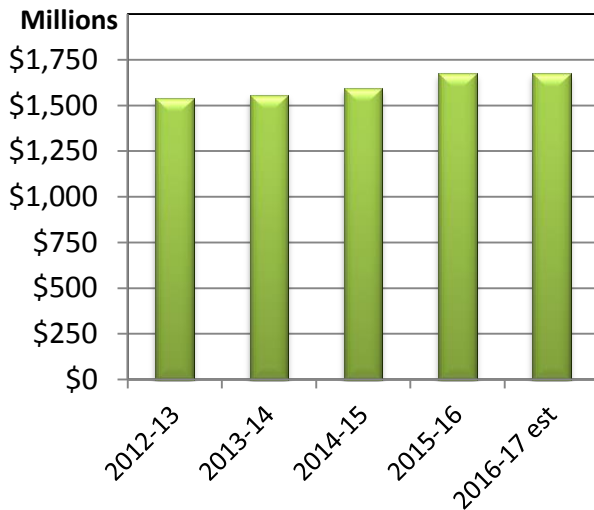
## Equalized Evaluations

### Financial Summary 2016-2017

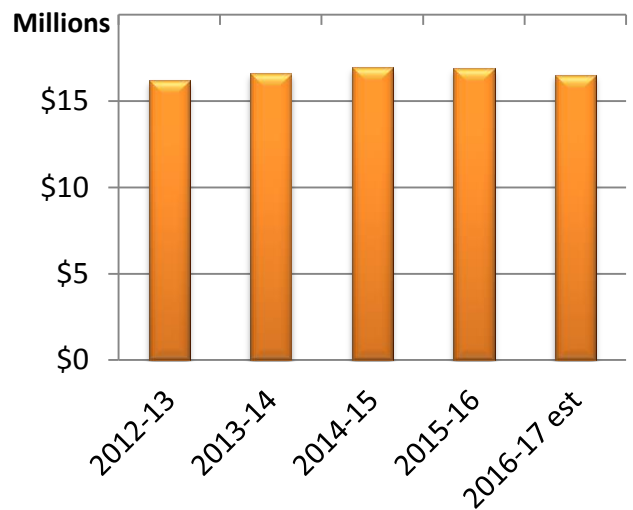
#### Levy Comparison Between Funds

	<u>2014-15</u>	<u>2015-16</u>	<u>2016-17</u>	
General Fund	\$13,294,294	\$13,264,856	\$13,160,790	
Debt Service Fund	\$3,380,000	\$3,420,000	\$3,130,000	
Community Service Fund	\$255,449	\$207,000	\$222,000	
<b>TOTAL</b>	<b>\$16,929,743</b>	<b>\$16,891,856</b>	<b>\$16,512,790</b>	
Equalized Valuation	\$1,591,194,057	\$1,674,263,510	\$1,674,263,510	*Estimated
 Mill Rate	 \$10.64	 \$10.09	 \$9.86	 *Estimated

#### Equalized Valuations



#### Tax Levy History

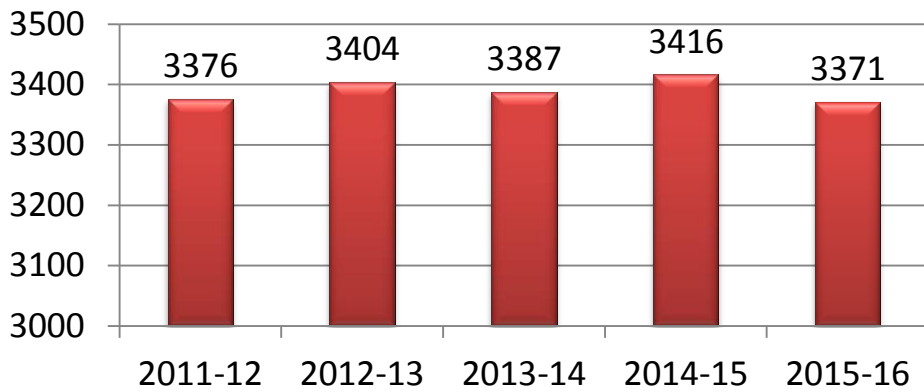


#### Financial Summary – Five Year History

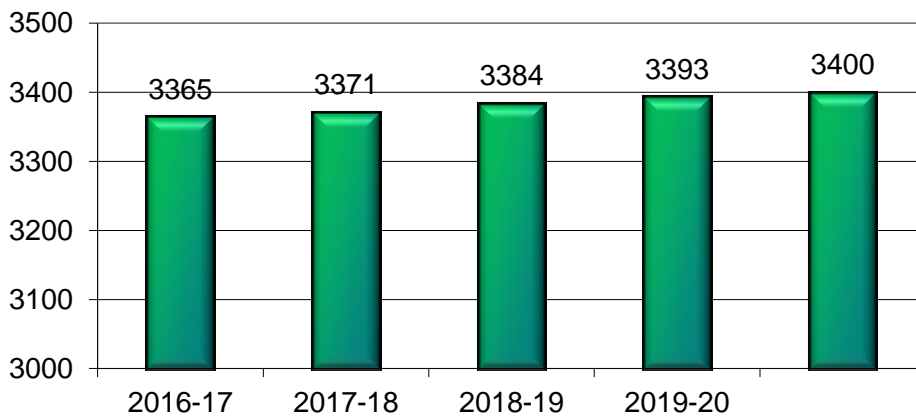
Year	Equalized Valuation	Tax Levy	Mill Rate
2012-13	\$1,536,921,701	\$16,180,326	\$10.53
2013-14	\$1,557,069,106	\$16,598,183	\$10.66
2014-15	\$1,591,194,057	\$16,929,743	\$10.64
2015-16	\$1,674,263,510	\$16,891,856	\$10.09
2016-17*	\$1,674,263,510	\$16,512,790	\$9.86

\*Estimated

## Student Enrollment History



## Student Enrollment Projections



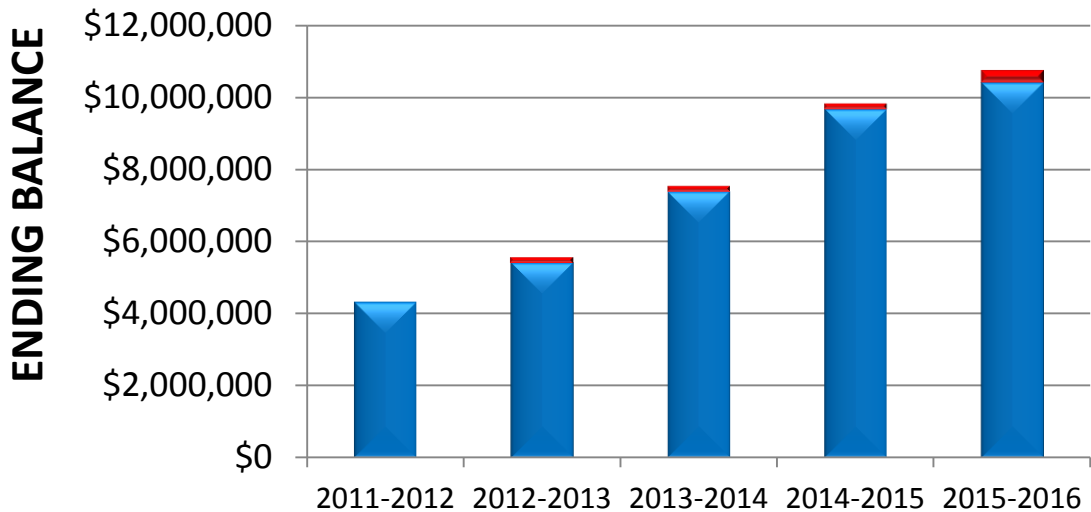


# Fund Balance History

## FUND 10 BALANCE - FIVE YEAR HISTORY

Fiscal Year	Unassigned Fund Balance	Assigned Fund Balance	Total Ending Fund Balance	Fund 10 Expenditures	% Unassigned Fund Balance To Expenditures
2012-2013	\$5,423,103	\$160,174	\$5,583,277	\$33,951,650	15.97%
2012-2013	\$5,423,103	\$160,174	\$5,583,277	\$33,951,650	15.97%
2013-2014	\$7,402,553	\$160,174	\$7,562,728	\$32,626,767	22.69%
2014-2015	\$9,689,715	\$160,174	\$9,849,889	\$32,769,019	29.57%
2015-2016 unaudited est.	\$10,429,059	\$330,615	\$10,759,674	\$34,116,289	30.57%

## FUND BALANCE HISTORY Unassigned/Assigned



# Fund 80 – Community Programs & Services

The Fund 80 budget for 2016-17, community programs and services, contains the following planned expenditures:

---

Community Education and Recreational Services	\$128,767
Senior Tax Exchange Program (STEP)	\$10,000
Middle School Residents Athletic Programs/Services	\$130,033

---

Our community education program and recreational services are open to the community and provide adult education classes and open recreational opportunities (pool, weight room, and field house).

The STEP program involves community senior citizens in our schools and in our community.

Our middle school athletic offerings are open to all community middle school-aged district residents.

Fund 80 expenses are supported by user fees (\$40,600) and tax levy (\$222,000).



Another successful garden harvest at MMS.



# Long-term Debt

## Long-term Debt as of June 30, 2016

Purpose	Date	Original Amount	Interest Rate	Principal Balance	Date Paid Up
<b>BONDS AND PROMISSORY NOTES</b>					
Wakanda Wing	9/13/2010	\$675,000	2-2.5%	\$205,000	2016
Wakanda Wing (interest free)	9/13/2010	\$1,575,000	0.000%	\$1,495,000	2020
High School refinanced	6/28/2012	\$3,905,000	2-3%	\$2,235,000	2020
QZAB projects (interest free)	7/26/2010	\$900,000	0.00%	\$450,000	2020
Roof, Phones	6/15/2007	\$965,000	4.625-4.875%	\$120,000	2017
2013 Referendum phase 1	7/15/2013	\$9,980,000	2-5%	\$9,890,000	2033
2013 Referendum phase 2	3/3/2014	\$10,000,000	3.5-4%	\$10,000,000	2034
2013 Ref phase 3 (QZAB)	7/14/2014	\$3,040,000	0%	\$3,040,000	2024
Refunding Bonds	1/07/2015	\$1,955,000	.75-1.15%	\$730,000	2017
2013 Referendum phase 4	1/07/2015	\$2,000,000	2-2.5%	\$2,000,000	2021
2013 Referendum phase 5	1/07/2015	\$7,980,000	2.5-3%	\$7,980,000	2027
2013 Referendum final phase	7/13/2015	\$2,980,000	2-3%	\$2,980,000	2020
<b>Grand Total</b>		<b>\$45,955,000</b>		<b>\$41,125,000</b>	

## Key Dates for 2016-2017

### Fiscal Year 2016-2017 Key Dates in Budgeting Process

AUGUST 22, 2016	ANNUAL MEETING AND BUDGET HEARING
SEPTEMBER 16, 2016	THIRD FRIDAY IN SEPTEMBER COUNT
OCTOBER 1, 2016	CERTIFICATION OF EQUALIZED VALUATION OF PROPERTY TO SCHOOL DISTRICTS FOR USE IN CALCULATING STATE AID
OCTOBER 15, 2016	STATE AID CALCULATIONS RELEASED
OCTOBER 24, 2016	BOARD ADOPTS FINAL BUDGET AND TAX LEVY BASED ON RECALCULATION OF STATE AID AND REVENUE CAPS
NOVEMBER 9, 2016	CERTIFY TAX LEVY TO MUNICIPAL CLERKS
JANUARY 13, 2017	SECOND FRIDAY IN JANUARY COUNT
JUNE 12, 2017	BOARD APPROVES PRELIMINARY BUDGET AND SETS DATE FOR ANNUAL MEETING

# Budget Adoption 2016-2017

<b>GENERAL FUND (FUND 10)</b>	<b>Audited 2014-15</b>	<b>Unaudited 2015-16</b>	<b>Budget 2016-17</b>
Beginning Fund Balance (Account 930 000)	7,562,727.77	9,849,889.14	10,759,673.94
Ending Fund Balance, Nonspendable (Acct. 935 000)	0.00	0.00	0.00
Ending Fund Balance, Restricted (Acct. 936 000)	160,174.29	330,615.11	0.00
Ending Fund Balance, Committed (Acct. 937 000)	0.00	0.00	0.00
Ending Fund Balance, Assigned (Acct. 938 000)	0.00	0.00	0.00
Ending Fund Balance, Unassigned (Acct. 939 000)	9,689,714.85	10,429,058.83	0.00
<b>TOTAL ENDING FUND BALANCE (ACCT. 930 000)</b>	<b>9,849,889.14</b>	<b>10,759,673.94</b>	<b>10,759,673.94</b>
<b>REVENUES &amp; OTHER FINANCING SOURCES</b>			
100 Transfers-in	0.00	0.00	0.00
<b>Local Sources</b>			
210 Taxes	13,350,323.50	13,365,124.66	13,254,390.00
240 Payments for Services	0.00	0.00	0.00
260 Non-Capital Sales	0.00	0.00	0.00
270 School Activity Income	78,476.34	102,029.94	71,100.00
280 Interest on Investments	5,491.64	15,585.47	6,000.00
290 Other Revenue, Local Sources	141,293.75	170,548.75	129,871.00
<b>Subtotal Local Sources</b>	<b>13,575,585.23</b>	<b>13,653,288.82</b>	<b>13,461,361.00</b>
<b>Other School Districts Within Wisconsin</b>			
310 Transit of Aids	0.00	0.00	0.00
340 Payments for Services	432,084.63	425,937.00	455,435.00
380 Medical Service Reimbursements	0.00	0.00	0.00
390 Other Inter-district, Within Wisconsin	0.00	0.00	0.00
<b>Subtotal Other School Districts within Wisconsin</b>	<b>432,084.63</b>	<b>425,937.00</b>	<b>455,435.00</b>
<b>Other School Districts Outside Wisconsin</b>			
440 Payments for Services	0.00	0.00	0.00
490 Other Inter-district, Outside Wisconsin	0.00	0.00	0.00
<b>Subtotal Other School Districts Outside Wisconsin</b>	<b>0.00</b>	<b>0.00</b>	<b>0.00</b>
<b>Intermediate Sources</b>			
510 Transit of Aids	9,638.77	5,525.00	5,750.00
530 Payments for Services from CCDEB	0.00	0.00	0.00
540 Payments for Services from CESA	0.00	0.00	0.00
580 Medical Services Reimbursement	0.00	0.00	0.00
590 Other Intermediate Sources	0.00	0.00	0.00
<b>Subtotal Intermediate Sources</b>	<b>9,638.77</b>	<b>5,525.00</b>	<b>5,750.00</b>
<b>State Sources</b>			
610 State Aid -- Categorical	770,797.85	782,615.73	1,098,762.00
620 State Aid -- General	18,778,729.00	18,912,025.00	18,912,025.00
630 DPI Special Project Grants	102,963.59	54,555.74	19,840.00
640 Payments for Services	19,079.00	0.00	0.00
650 Student Achievement Guarantee in Education (SAGE Grant)	0.00	0.00	0.00
660 Other State Revenue Through Local Units	26,323.80	24,850.86	26,000.00
690 Other Revenue	56,907.00	69,755.00	68,190.00
<b>Subtotal State Sources</b>	<b>19,754,800.24</b>	<b>19,843,802.33</b>	<b>20,124,817.00</b>

<b>GENERAL FUND (FUND 10) (Continued)</b>	<b>Audited 2014-15</b>	<b>Unaudited 2015-16</b>	<b>Budget 2016-17</b>
<b>Federal Sources</b>			
710 Federal Aid - Categorical	30,174.48	14,741.18	26,710.00
720 Impact Aid	0.00	0.00	0.00
730 DPI Special Project Grants	255,076.06	249,683.81	322,598.00
750 IASA Grants	682,058.78	559,727.84	630,309.00
760 JTPA	0.00	0.00	0.00
770 Other Federal Revenue Through Local Units	0.00	0.00	0.00
780 Other Federal Revenue Through State	167,869.00	134,735.25	0.00
790 Other Federal Revenue - Direct	0.00	0.00	0.00
<b>Subtotal Federal Sources</b>	<b>1,135,178.32</b>	<b>958,888.08</b>	<b>979,617.00</b>
<b>Other Financing Sources</b>			
850 Reorganization Settlement	0.00	0.00	0.00
860 Compensation, Fixed Assets	0.00	22,086.58	5,000.00
870 Long-Term Obligations	0.00	0.00	0.00
<b>Subtotal Other Financing Sources</b>	<b>0.00</b>	<b>22,086.58</b>	<b>5,000.00</b>
<b>Other Revenues</b>			
960 Adjustments	0.00	0.00	0.00
970 Refund of Disbursement	145,550.89	112,661.07	144,875.00
980 Medical Service Reimbursement	0.00	0.00	0.00
990 Miscellaneous	3,342.16	3,884.58	5,000.00
<b>Subtotal Other Revenues</b>	<b>148,893.05</b>	<b>116,545.65</b>	<b>149,875.00</b>
<b>TOTAL REVENUES &amp; OTHER FINANCING SOURCES</b>	<b>35,056,180.24</b>	<b>35,026,073.46</b>	<b>35,181,855.00</b>
<b>EXPENDITURES &amp; OTHER FINANCING USES</b>			
<b>Instruction</b>			
110 000 Undifferentiated Curriculum	6,708,703.80	6,422,471.66	7,126,968.00
120 000 Regular Curriculum	7,288,403.41	7,067,051.38	7,795,724.00
130 000 Vocational Curriculum	994,193.47	958,678.53	1,020,933.00
140 000 Physical Curriculum	878,540.59	917,148.33	919,083.00
160 000 Co-Curricular Activities	632,002.25	679,851.85	685,952.00
170 000 Other Special Needs	400,600.98	339,484.19	411,329.00
<b>Subtotal Instruction</b>	<b>16,902,444.50</b>	<b>16,384,685.94</b>	<b>17,959,989.00</b>
<b>Support Sources</b>			
210 000 Pupil Services	921,598.53	874,121.05	923,709.00
220 000 Instructional Staff Services	930,632.41	823,814.03	1,186,332.00
230 000 General Administration	767,789.48	725,588.53	820,353.00
240 000 School Building Administration	1,714,525.51	1,601,116.50	1,715,389.00
250 000 Business Administration	5,189,672.69	6,972,022.96	5,505,222.00
260 000 Central Services	1,076,784.64	1,066,894.55	984,048.00
270 000 Insurance & Judgments	287,346.71	357,764.34	376,063.00
280 000 Debt Services	237,416.66	231,000.00	231,000.00
290 000 Other Support Services	36,757.64	98,653.53	52,563.00
<b>Subtotal Support Sources</b>	<b>11,162,524.27</b>	<b>12,750,975.49</b>	<b>11,794,679.00</b>
<b>Non-Program Transactions</b>			
410 000 Inter-fund Transfers	3,318,904.77	3,557,789.54	3,932,086.00
430 000 Instructional Service Payments	1,384,823.60	1,408,365.16	1,479,601.00
490 000 Other Non-Program Transactions	321.73	14,472.53	15,500.00
<b>Subtotal Non-Program Transactions</b>	<b>4,704,050.10</b>	<b>4,980,627.23</b>	<b>5,427,187.00</b>
<b>TOTAL EXPENDITURES &amp; OTHER FINANCING USES</b>	<b>32,769,018.87</b>	<b>34,116,288.66</b>	<b>35,181,855.00</b>

<b>SPECIAL PROJECT FUNDS (FUNDS 21, 23, 29)</b>			
900 000 Beginning Fund Balance	85,860.14	145,009.58	301,256.22
900 000 Ending Fund Balance	145,009.58	301,256.22	0.00
<b>REVENUES &amp; OTHER FINANCING SOURCES</b>	<b>157,733.58</b>	<b>383,931.14</b>	<b>269,000.00</b>
100 000 Instruction	85,704.28	85,255.06	262,283.00
200 000 Support Services	12,879.86	142,429.44	307,973.22
400 000 Non-Program Transactions	0.00	0.00	0.00
<b>TOTAL EXPENDITURES &amp; OTHER FINANCING USES</b>	<b>98,584.14</b>	<b>227,684.50</b>	<b>570,256.22</b>

<b>SPECIAL EDUCATION FUND (FUND 27)</b>	<b>Audited 2014-15</b>	<b>Unaudited 2015-16</b>	<b>Budget 2016-17</b>
900 000 Beginning Fund Balance	0.00	0.00	0.00
<b>900 000 Ending Fund Balance</b>	<b>0.00</b>	<b>0.00</b>	<b>0.00</b>
<b>REVENUES &amp; OTHER FINANCING SOURCES</b>			
100 Transfers-in	3,118,379.77	3,063,352.54	3,532,736.00
240 Payments for Services	0.00	0.00	0.00
260 Non-Capital Sales	0.00	0.00	0.00
270 School Activity Income	0.00	0.00	0.00
290 Other Revenue, Local Sources	0.00	0.00	0.00
<b>Subtotal Local Sources</b>	<b>0.00</b>	<b>0.00</b>	<b>0.00</b>
<b>Other School Districts Within Wisconsin</b>			
310 Transit of Aids	315.87	0.00	300.00
340 Payments for Services	131,104.84	150,320.25	137,112.00
380 Medical Service Reimbursements	0.00	0.00	0.00
390 Other Inter-district, Within Wisconsin	0.00	0.00	0.00
<b>Subtotal Other School Districts within Wisconsin</b>	<b>131,420.71</b>	<b>150,320.25</b>	<b>137,412.00</b>
<b>Other School Districts Outside Wisconsin</b>			
440 Payments for Services	0.00	0.00	0.00
490 Other Inter-district, Outside Wisconsin	0.00	0.00	0.00
<b>Subtotal Other School Districts Outside Wisconsin</b>	<b>0.00</b>	<b>0.00</b>	<b>0.00</b>
<b>Intermediate Sources</b>			
510 Transit of Aids	81.00	0.00	80.00
530 Payments for Services from CCDEB	0.00	0.00	0.00
540 Payments for Services from CESA	0.00	0.00	0.00
580 Medical Services Reimbursement	0.00	0.00	0.00
590 Other Intermediate Sources	0.00	0.00	0.00
<b>Subtotal Intermediate Sources</b>	<b>81.00</b>	<b>0.00</b>	<b>80.00</b>
<b>State Sources</b>			
610 State Aid -- Categorical	1,239,495.00	1,187,642.00	1,182,440.00
620 State Aid -- General	6,093.00	3,745.00	6,000.00
630 DPI Special Project Grants	0.00	0.00	0.00
640 Payments for Services	0.00	0.00	0.00
650 Achievement Gap Reduction (AGR grant)	0.00	0.00	0.00
690 Other Revenue	0.00	0.00	0.00
<b>Subtotal State Sources</b>	<b>1,245,588.00</b>	<b>1,191,387.00</b>	<b>1,188,440.00</b>
<b>Federal Sources</b>			
710 Federal Aid - Categorical	136.00	2,547.00	200.00
730 DPI Special Project Grants	602,206.19	624,784.23	748,636.00

<b>SPECIAL EDUCATION FUND (FUND 27) (Continued)</b>	<b>Audited 2014-15</b>	<b>Unaudited 2015-16</b>	<b>Budget 2016-17</b>
750 IASA Grants	0.00	0.00	0.00
760 JTPA	0.00	0.00	0.00
770 Other Federal Revenue Through Local Units	0.00	0.00	0.00
780 Other Federal Revenue Through State	170,561.67	189,269.97	170,000.00
790 Other Federal Revenue - Direct	0.00	0.00	0.00
<b>Subtotal Federal Sources</b>	<b>772,903.86</b>	<b>816,601.20</b>	<b>918,836.00</b>
<b>Other Financing Sources</b>		0.00	0.00
860 Compensation, Fixed Assets	0.00	0.00	0.00
870 Long-Term Obligations	0.00	0.00	0.00
<b>Subtotal Other Financing Sources</b>	<b>0.00</b>	<b>0.00</b>	<b>0.00</b>
<b>Other Revenues</b>			
960 Adjustments	0.00	0.00	0.00
970 Refund of Disbursement	0.00	0.00	0.00
990 Miscellaneous	0.00	0.00	0.00
<b>Subtotal Other Revenues</b>	<b>0.00</b>	<b>0.00</b>	<b>0.00</b>
<b>TOTAL REVENUES &amp; OTHER FINANCING SOURCES</b>	<b>5,268,373.34</b>	<b>5,221,660.99</b>	<b>5,777,504.00</b>
<b>EXPENDITURES &amp; OTHER FINANCING USES</b>			
<b>Instruction</b>			
110 000 Undifferentiated Curriculum	0.00	0.00	0.00
120 000 Regular Curriculum	0.00	0.00	0.00
130 000 Vocational Curriculum	617.18	1,217.99	3,500.00
140 000 Physical Curriculum	0.00	0.00	0.00
150 000 Special Education Curriculum	4,053,724.28	4,079,624.03	4,465,116.00
160 000 Co-Curricular Activities	0.00	0.00	0.00
170 000 Other Special Needs	0.00	0.00	0.00
<b>Subtotal Instruction</b>	<b>4,054,341.46</b>	<b>4,080,842.02</b>	<b>4,468,616.00</b>
<b>Support Sources</b>			
210 000 Pupil Services	695,017.41	631,341.46	666,533.00
220 000 Instructional Staff Services	224,196.61	223,888.46	252,473.00
230 000 General Administration	0.00	0.00	0.00
240 000 School Building Administration	0.00	0.00	0.00
250 000 Business Administration	218,725.57	223,666.40	301,450.00
260 000 Central Services	1,379.45	1,528.15	11,000.00
270 000 Insurance & Judgments	0.00	0.00	0.00
280 000 Debt Services	0.00	0.00	0.00
290 000 Other Support Services	0.00	0.00	0.00
<b>Subtotal Support Sources</b>	<b>1,139,319.04</b>	<b>1,080,424.47</b>	<b>1,231,456.00</b>
<b>Non-Program Transactions</b>			
410 000 Inter-fund Transfers	0.00	0.00	0.00
430 000 Instructional Service Payments	54,215.00	45,819.63	55,432.00
490 000 Other Non-Program Transactions	20,497.84	14,574.87	22,000.00
<b>Subtotal Non-Program Transactions</b>	<b>74,712.84</b>	<b>60,394.50</b>	<b>77,432.00</b>
<b>TOTAL EXPENDITURES &amp; OTHER FINANCING USES</b>	<b>5,268,373.34</b>	<b>5,221,660.99</b>	<b>5,777,504.00</b>

<b>DEBT SERVICE FUND (FUNDS 38, 39)</b>			
900 000 Beginning Fund Balance	677,960.25	798,593.25	785,578.38
<b>900 000 ENDING FUND BALANCES</b>	<b>798,593.25</b>	<b>785,578.38</b>	<b>745,758.38</b>
<b>TOTAL REVENUES &amp; OTHER FINANCING SOURCES</b>	<b>13,875,607.66</b>	<b>3,721,731.26</b>	<b>3,428,350.00</b>
281 000 Long-Term Capital Debt	3,623,311.01	0.00	0.00
282 000 Refinancing	10,131,641.65	3,734,746.13	3,468,170.00
283 000 Operational Debt	0.00	0.00	0.00
285 000 Post Employment Benefit Debt	0.00	0.00	0.00
289 000 Other Long-Term General Obligation Debt	22.00	0.00	0.00
400 000 Non-Program Transactions	0.00	0.00	0.00
<b>TOTAL EXPENDITURES &amp; OTHER FINANCING USES</b>	<b>13,754,974.66</b>	<b>3,734,746.13</b>	<b>3,468,170.00</b>
<b>842 000 INDEBTEDNESS, END OF YEAR</b>	<b>40,685,234.98</b>	<b>0.00</b>	<b>0.00</b>

<b>CAPITAL PROJECTS FUND (FUNDS 41, 46, 48, 49)</b>			
900 000 Beginning Fund Balance	10,061,362.81	1,116,255.78	948,561.97
<b>900 000 Ending Fund Balance</b>	<b>1,116,255.78</b>	<b>948,561.97</b>	<b>742,905.97</b>
<b>TOTAL REVENUES &amp; OTHER FINANCING SOURCES</b>	<b>13,149,260.46</b>	<b>3,369,657.10</b>	<b>200,000.00</b>
100 000 Instructional Services	0.00	0.00	0.00
200 000 Support Services	22,094,367.49	3,537,350.91	405,656.00
300 000 Community Services	0.00	0.00	0.00
400 000 Non-Program Transactions	0.00	0.00	0.00
<b>TOTAL EXPENDITURES &amp; OTHER FINANCING USES</b>	<b>22,094,367.49</b>	<b>3,537,350.91</b>	<b>405,656.00</b>

<b>FOOD SERVICE FUND (FUND 50)</b>			
900 000 Beginning Fund Balance	162,442.52	152,957.56	149,869.96
<b>900 000 ENDING FUND BALANCE</b>	<b>152,957.56</b>	<b>149,869.96</b>	<b>149,869.96</b>
<b>TOTAL REVENUES &amp; OTHER FINANCING SOURCES</b>	<b>1,600,872.19</b>	<b>1,553,522.53</b>	<b>1,663,232.00</b>
200 000 Support Services	1,594,157.15	1,540,410.13	1,647,032.00
400 000 Non-Program Transactions	16,200.00	16,200.00	16,200.00
<b>TOTAL EXPENDITURES &amp; OTHER FINANCING USES</b>	<b>1,610,357.15</b>	<b>1,556,610.13</b>	<b>1,663,232.00</b>

<b>COMMUNITY SERVICE FUND (FUND 80)</b>			
900 000 Beginning Fund Balance	53,234.39	42,865.49	83,851.81
<b>900 000 ENDING FUND BALANCE</b>	<b>42,865.49</b>	<b>83,851.81</b>	<b>77,651.81</b>
<b>TOTAL REVENUES &amp; OTHER FINANCING SOURCES</b>	<b>301,410.94</b>	<b>268,447.46</b>	<b>262,600.00</b>
200 000 Support Services	24,949.97	19,683.25	22,600.00
300 000 Community Services	233,595.87	207,777.89	246,200.00
400 000 Non-Program Transactions	53,234.00	0.00	0.00
<b>TOTAL EXPENDITURES &amp; OTHER FINANCING USES</b>	<b>311,779.84</b>	<b>227,461.14</b>	<b>268,800.00</b>

<b>PACKAGE &amp; COOPERATIVE PROGRAM FUND (FUNDS 91, 93, 99)</b>			
900 000 Beginning Fund Balance	0.00	0.00	0.00
<b>900 000 ENDING FUND BALANCE</b>	<b>0.00</b>	<b>0.00</b>	<b>0.00</b>
<b>TOTAL REVENUES &amp; OTHER FINANCING SOURCES</b>	<b>81,966.35</b>	<b>53,492.43</b>	<b>6,000.00</b>
100 000 Instruction	0.00	0.00	0.00
200 000 Support Services	81,966.35	53,492.43	6,000.00
400 000 Non-Program Transactions	0.00	0.00	0.00
<b>TOTAL EXPENDITURES &amp; OTHER FINANCING USES</b>	<b>81,966.35</b>	<b>53,492.43</b>	<b>6,000.00</b>




The School District of the Menomonie Area exercised its taxing authority to exceed the revenue limit on a non-recurring basis by \$134,138 on energy efficiency measures and renewable energy products for the 2009-10 school year. The district has expended \$134,138 of this revenue limit authority. As a result of these expenditures, the district has met the following performance indicators: High school pool roof replacement completed in November 2009. Energy savings for 2015-16 were \$1,016.33. Lighting replacements at Menomonie Middle School, Oaklawn Elementary, River Heights Elementary, and Wakanda Elementary were completed in February 2010. Cost recovery is complete.

## Employee Benefit Trust

The School District of the Menomonie Area established an employee benefit trust during the 2006-2007 school year. The School Board is the trustee for the trust. All investments of the trust are managed by the business office under the direction of the school board. State statute requires reporting of this trust in the annual report.

	FISCAL YEAR	BEGINNING BALANCE	DEPOSITS	INVESTMENT EARNINGS	DISBURSMENTS	ENDING BALANCE
unaudited	2015-16	1,491,670.81	1,878,480.21	\$29,341.63	2,154,643.15	1,244,849.50



The School District of the Menomonie Area gratefully acknowledges the following organizations and community members for donations made to our schools. Your support has greatly enriched the educational experience of our students and staff. Thank you!

3M Foundation-Menomonie

3M General Offices

Advanced Correctional Healthcare

Adysin & Casen Mittlestadf

Andersen Corporation

Andersen Corporate Foundation

AnnMarie Foundation, Inc.

Arby's

Blane Keyes

Boxtops for Education

Brent & Jill Pember

Burstad Insurance Agency

Business After Hours

Cedar Country Cooperative

Christine Stratton

Community Foundation of Dunn County

Culver's of Menomonie

Dana Brunstrom CPA

Downsville PTO

Dunn County Retired Teachers Association

Dunn Energy Cooperative

Dynamite Tech

Empties4Cash

Eric Friest

Everwood Farmstead Foundation

Fairmount Minerals Foundation

Fuel Up to Play 60

Green Bay Packers

Hehli-Vold Corp (Value Implement)

HWF Trucking

Ken James Mueller

Knapp Methodist Church

Knapp PTO

Kristo Orthodontics

Lana Bergstrand Othman

LifeTouch

Madison Jazz Society

Margaret A. Cargill Foundation

Marv Lansing

Mary Dowdle

Mayo Foundation for Med Ed & Research

MHS Class of 1953

Menomonie Women's Group

Midwest Dental Care

National Mutual Benefit Brancy 927

Oaklawn PTO

Phillips Medisize

RealityWorks, Inc.

River Heights Elementary PTO

Royal Credit Union

Spartan Nash

Target

Target Take Charge of Education

UTSA Northern

UW-Madison

UW-Stout Educational Talent Search

Vance Business Investments

Wakanda Elementary PTO

Wakanda Students

Walmart Distribution Center

William & Bonnie DeHoff

Wisconsin Milk Marketing Board

Wisconsin State Council of Knights of Columbus

Xcel Energy

Also...

The many community members, businesses, and organizations that have donated to the MHS Sports Complex.

